

SANT BABA BHAG SINGH UNIVERSITY
VILL. KHIALA, PO. PADHIANA, DISTT. JALANDHAR

CONSOLIDATED INCOME & EXPENDITURE ACCOUNT FOR THE YEAR ENDED 31ST MARCH, 2022

PARTICULARS	UNIVERSITY	TRANSPORT	TOTAL	PARTICULARS	UNIVERSITY	TRANSPORT	TOTAL
To Opening Stock	1,90,038.25	-	1,90,038.25	By Fees & Other Charges	16,74,20,832.75	1,81,21,963.00	18,55,42,795.75
To Advertisement	12,46,638.00	-	12,46,638.00	By Hostel Fees	27,10,395.00	-	27,10,395.00
To Audit Fee	2,06,200.00	-	2,06,200.00	By Miscellaneous Income	9,28,995.73	1,006.00	9,30,001.73
To Bank Charges	14,728.52	8,321.10	23,049.62	By Re-Appear Fees	11,57,580.00	-	11,57,580.00
To Building Repair	-	71,78,715.00	71,78,715.00	By Interest	11,63,734.00	35,252.00	11,98,986.00
To Cleaning Items	2,66,526.00	-	2,66,526.00	By Fine Charges	6,88,267.00	2,100.00	6,90,367.00
To Computer Expenses	40,270.00	-	40,270.00	By Donation/Contribution	23,900.00	-	23,900.00
To Covid Expenses	3,45,218.40	-	3,45,218.40	By Medicine Charges	10,720.00	-	10,720.00
To Diesel Expenses	6,156.00	-	6,156.00	By Photocopy Income	21,846.00	-	21,846.00
To Depreciation	-	77,40,911.00	77,40,911.00	By Physiotherapy Consultancy Fees	39,450.00	-	39,450.00
To Electricity Bills	67,59,024.00	-	67,59,024.00	By Closing Stock	1,23,197.69	-	1,23,197.69
To Examination Exps	42,49,766.00	25,58,481.00	68,08,247.00				
To Fees Concession	7,75,658.00	-	7,75,658.00				
To Function & Festivals	27,000.00	1,10,020.00	1,37,020.00				
To Insurance	80,433.00	-	80,433.00				
To Interest	2,38,804.00	10,49,074.00	12,87,878.00				
To Internet Expenses	1,82,071.00	12,98,354.81	14,80,425.81				
To Lab Expenses	2,42,292.00	-	2,42,292.00				
To Lab Expenses (Agriculture)	3,17,609.00	-	3,17,609.00				
To Lab Expenses (Hmct)	85,994.00	-	85,994.00				
To Land Scaping & Gardning	1,76,121.00	-	1,76,121.00				
To Legal Expenses	9,74,483.00	-	9,74,483.00				
To Medical Expenses	1,200.00	-	1,200.00				
To Miscellaneous Expenses	32,056.00	30,000.00	62,056.00				
To News Paper & Magazine	72,000.00	-	72,000.00				
To Petrol & Fuel	30,663.00	-	30,663.00				
To Petrol & Fuel (Generator)	18,01,715.00	-	18,01,715.00				
To Photo State Expenses	10,44,618.00	-	10,44,618.00				
To Postage & Telegram	22,200.00	-	22,200.00				
To Printing & Stationary	41,470.00	-	41,470.00				
To Professional Fee	9,87,354.00	5,592.00	9,92,946.00				
To Provident Fund	9,24,000.00	-	9,24,000.00				
	28,10,965.00	4,36,517.00	32,47,482.00				
Total	3,26,29,331.17	2,04,15,985.91	5,30,45,317.08	Total	17,42,88,918.17	1,81,60,321.00	19,24,49,239.17

B/F	3,26,29,331.17	2,04,15,985.91	5,30,45,317.08	Total	17,42,88,918.17	1,81,60,321.00	19,24,49,239.17
To Punjab State Development Tax							
To Refreshment	2,400.00	-	2,400.00				
To Repair & Maintenance	1,45,884.00	-	1,45,884.00				
To Repair & Maintenance (Vehicles)	10,04,373.00	7,31,926.00	17,36,299.00				
To Repair & Maintenance (Electrical)	5,22,031.00	-	5,22,031.00				
To Registration Fees	6,53,569.00	-	6,53,569.00				
To Road Tax	3,51,000.00	-	3,51,000.00				
To Salary	18,839.00	14,17,622.00	14,36,461.00				
To Software Expenses	7,78,41,092.00	33,17,527.00	8,11,58,619.00				
To Sports Expenses	3,89,917.00	1,000.00	3,90,917.00				
To Subscription & Fees	8,88,729.00	-	8,88,729.00				
To Ta Da (Viva Examination)	2,36,000.00	-	2,36,000.00				
To Ta/Da	1,03,417.00	-	1,03,417.00				
To Ta/Da Visiting Expert	1,89,708.00	58,840.00	2,48,548.00				
To Telephone Bills	1,94,800.00	-	1,94,800.00				
To Uniform Expenses	1,84,916.90	-	1,84,916.90				
To Excess of Income over Expenditure	28,589.00	12,233.00	40,822.00				
Total	5,89,04,322.10	-77,94,812.91	5,11,09,509.19	Total	17,42,88,918.17	1,81,60,321.00	19,24,49,239.17

As per our report of even date attached

For R.A.S.S & ASSOCIATES
Chartered Accountants

(Signature)
R. S. SHARMA
Partner

SANT BABA BHAG SINGH UNIVERSITY

(Signature)
S.F.A.O.

(Signature)
VICE CHANCELLOR



Place : Rohtakpur
Date: 13-09-2022
UDIH- 22527124AUVGVBS786

SANT BABA BHAG SINGH UNIVERSITY
VILL. KHIALA, PO. PADHIANA, DIST. JALANDHAR


CONSOLIDATED INCOME & EXPENDITURE ACCOUNT FOR THE YEAR ENDED 31ST MARCH, 2021

PARTICULARS	CONSOLIDATED INCOME & EXPENDITURE ACCOUNT FOR THE YEAR ENDED 31ST MARCH, 2021			
	UNIVERSITY	TRANSPORT	TOTAL	PARTICULARS
To Opening Stock	2,19,597.43	-	2,19,597.43	By Fees & Other Charges
To Advertisement Exp	7,08,247.00	-	7,08,247.00	By Hostel Fees
To Audit Fees	40,000.00	-	40,000.00	By Misc Income
To Bank Charges	1,06,907.57	6,219.78	1,13,127.35	By Re-Appeal Fees
To Building Repair	87,000.00	-	87,000.00	By Interest
To Bus Charges	-	34,16,998.00	34,16,998.00	By Fine Charges
To Cleaning Items	59,566.00	-	59,566.00	By Donation/ Contribution
To Computer Exp	3,24,685.00	-	3,24,685.00	By Library Fine
To Diesel Exp	-	24,84,596.60	24,84,596.60	By Medicine Charges
To Covid Exp	91,175.00	-	91,175.00	By Photocopy Income
To Depreciation	47,15,317.00	-	47,15,317.00	By Physiotherapy Consultancy Fees
To Electricity Exp	29,81,166.00	30,09,977.00	77,25,294.00	By discount & Rebate
To ESU	5,53,927.00	-	5,53,927.00	By Clothing Stock
To Fire Concession	91,01,667.00	80,963.00	91,01,667.00	
To Fire Extinguishers	51,212.00	-	51,212.00	
To Function & Festival	85,212.00	-	85,212.00	
To Insurance	2,55,754.00	10,51,505.00	13,07,259.00	
To Interest	5,30,900.00	-	5,30,900.00	
To Lab Exp Agriculture lab	2,31,095.00	18,32,375.70	20,63,470.70	
To Lab Exp HMCT	1,33,312.40	-	1,33,312.40	
To Landscaping & Gardening	87,776.00	-	87,776.00	
To Legal Exp	9,10,806.00	-	9,10,806.00	
To Medical Exp	22,000.00	-	22,000.00	
To Misc Exp	13,811.00	-	13,811.00	
To NCC Exp	74,974.00	5,210.00	80,134.00	
To NewsPaper & Magazines	1,440.00	-	1,440.00	
To Petrol & Fuel (Generator)	13,991.00	-	13,991.00	
To Petrol & Fuel	5,36,042.00	-	5,36,042.00	
To Photocopy Exp	13,85,783.00	-	13,85,783.00	
To Postage & Telegrams	4,500.00	-	4,500.00	
To Printing & Stationary	15,000.00	2,120.00	17,120.00	
To Professional Fees	4,44,601.00	-	4,44,601.00	
To Provident Fund	7,13,050.00	-	7,13,050.00	
	24,78,940.00	3,09,514.00	27,88,454.00	
Total	2,69,79,404.40	1,21,99,478.48	3,91,78,882.88	Total
				UNIVERSITY
				TRANSPORT
				TOTAL
				16,00,07,097.93
				74,33,433.00
				1,48,629.00
				17,61,925.01
				4,83,337.00
				72,575.00
				2,19,77,146.00
				58,476.00
				5,635.00
				23,696.00
				17,100.00
				57.66
				1,90,038.25
				84,89,276.00
				164.40
				13,668.00
				100.00
				2,19,77,146.00
				58,476.00
				5,635.00
				23,696.00
				17,100.00
				57.66
				1,90,038.25
				19,21,79,145.85
				85,03,208.40
				20,06,82,354.25

B/P	2,69,79,404.40	1,21,99,478.48	3,91,78,882.88	Total	19,21,79,145.85	85,03,208.40	20,06,82,354.25
To Refreshment	1,34,355.00	-	1,34,355.00				
To Repair & Maintenance	5,06,169.00	-	5,06,169.00				
Repair & Maintenance (vehicle)	4,63,104.00	1,98,955.00	6,62,059.00				
To Road Tax	45,453.00	2,77,550.00	3,23,003.00				
To Salary	5,91,78,022.00	24,92,016.00	6,16,70,038.00				
To Software Exp	2,21,621.00	1,000.00	2,22,621.00				
To Sports Exp	1,40,380.00	-	1,40,380.00				
To Subscription & Fees	1,77,009.44	-	1,77,009.44				
To T/a & D/a	61,711.00	18,516.00	80,227.00				
To Telephone Bills	2,17,126.39	-	2,17,126.39				
To T/A & D/A Viva Exam	1,25,800.00	-	1,25,800.00				
To Visiting Experts Ta Da	1,32,950.00	-	1,32,950.00				
To Uniform Exp	86,775.00	-	86,775.00				
To Excess of Income over Expenditure	10,37,09,265.62	-66,84,307.08	9,70,24,958.54				
Total	19,21,79,145.85	85,03,208.40	20,06,82,354.25	Total	19,21,79,145.85	85,03,208.40	20,06,82,354.25

As per our report of even date attached.


For R A S S & ASSOCIATES
Chartered Accountants



Pratima
Partner

[Signature]
C.F.A.O.

[Signature]
VICE CHAIRMAN



SANT BABA BHAG SINGH UNIVERSITY
Vill. Khala
P.O. Pashiana
Distt. Jalandhar

Place: Hoshiarpur
Date: 02-12-2021
UDIN:- 22527124AAAACT7440

SANT BABA BHAG SINGH UNIVERSITY
VILL. KHIALA, P.O. PADHANA, DISTT. JALANDHAR
CONSOLIDATED INCOME & EXPENDITURE ACCOUNT FOR THE YEAR ENDED 31ST MARCH, 2020

PARTICULARS	UNIVERSITY	TRANSPORT	TOTAL	PARTICULARS	UNIVERSITY	TRANSPORT	TOTAL
To Stock in Trade	2,78,248.00	-	2,78,248.00	By Fees & Other Charges	15,14,07,867.46	2,28,55,216.00	17,42,58,073.46
To Advertisement	14,56,609.00	-	14,56,609.00	By Hostel Fees	87,86,793.05	-	87,86,793.05
To Bank Charges	1,00,049.82	28,870.90	1,28,920.72	By Misc Income	1,08,449.05	-	1,08,449.05
To Building Repair	11,33,813.00	-	11,33,813.00	By Re-Appeal Fees	12,53,640.00	-	12,53,640.00
To Bus Charges	-	1,15,44,728.00	1,15,44,728.00	By Interest	3,70,925.00	34,724.00	4,05,649.00
To Cleaning Items	1,19,630.00	-	1,19,630.00	By Fine Charges	8,21,725.00	1,600.00	8,23,325.00
To Computer Expenses	4,13,290.00	-	4,13,290.00	By Donations	37,000.00	-	37,000.00
To Diesel Expenses	-	-	-	By Library Fine	93,295.00	-	93,295.00
To Depreciation	52,29,217.00	50,01,689.00	50,01,689.00	By Medicine	12,570.00	-	12,570.00
To Rebate & Discount	69.79	33,24,585.00	85,63,802.00	By Photocopy Charges	35,338.00	-	35,338.00
To Electricity	47,58,992.00	-	47,58,992.00	By Closing Stock	2,19,597.43	-	2,19,597.43
To Examination	1,62,904.00	-	1,62,904.00				
To ESI	2,09,884.00	-	2,09,884.00				
To Fees Concession	1,00,95,057.00	37,532.00	1,00,95,057.00				
To Flight & Octroi	5,520.00	-	5,520.00				
To Function & Festival	3,48,946.00	-	3,48,946.00				
To Gardening & Plantation	10,07,632.00	-	10,07,632.00				
To Insurance	3,35,874.00	9,90,683.00	13,26,557.00				
To Internet Expenses	5,31,000.00	-	5,31,000.00				
To Interest	3,33,985.00	14,01,096.88	17,35,081.88				
To Lab Expenses	1,51,700.00	-	1,51,700.00				
To Lab Exp Agriculture lab	13,445.00	-	13,445.00				
To Lab Exp Physiotherapy	2,260.00	-	2,260.00				
To Lab Exp HMCT	5,17,587.00	-	5,17,587.00				
To Legal Expenses	1,000.00	-	1,000.00				
To Medical Expenses	45,849.00	-	45,849.00				
To Miscellaneous Expenses	42,905.00	1,149.00	44,054.00				
To NCC Expenses	49,010.00	-	49,010.00				
To Newspaper & Magazines	1,09,967.00	-	1,09,967.00				
To Petrol & Fuel (Generator)	6,34,080.00	-	6,34,080.00				
To Petrol & Fuel	24,40,817.00	-	24,40,817.00				
To Photocopy Charges	75,957.00	-	75,957.00				
Total	3,06,15,297.61	2,29,30,339.78	5,29,45,631.39	Total	16,32,12,233.99	2,28,91,540.00	18,61,03,773.99




S/R					Total			
To Postage & Telegrams	3,06,15,297.61	2,23,30,333.78	5,29,45,631.39		Total	16,32,12,233.99	2,28,91,540.00	18,61,03,773.99
To Printing & Stationery	25,325.00	-	25,325.00					
To Professional Fees	14,01,484.00	5,097.00	14,06,581.00					
To Provident Fund	7,71,040.00	-	7,71,040.00					
To Refreshment	25,28,815.00	4,52,558.00	29,81,373.00					
To Registration Fees	2,34,864.00	-	2,34,864.00					
To Repair & Maintenance	54,651.13	-	54,651.13					
To Road Tax	40,54,540.00	6,30,858.00	46,85,398.00					
To Salary	85,313.00	6,91,532.00	7,76,845.00					
To Software Exp	6,74,07,007.00	33,27,304.00	7,07,34,311.00					
To Sports Exp	1,52,063.00	1,000.00	1,53,063.00					
To Subscription & Fees	17,80,409.00	-	17,80,409.00					
To Ta & Da	1,60,000.00	-	1,60,000.00					
To Telephone Bills	5,10,336.00	57,004.00	5,67,340.00					
To Telephone Bills	1,92,411.00	-	1,92,411.00					
To TADA Visa Exam	1,06,283.00	-	1,06,283.00					
To Training & Placement	15,500.00	-	15,500.00					
To Visiting Experts Ta Da	4,24,804.00	-	4,24,804.00					
To Uniform Expenses	72,345.00	-	72,345.00					
To Workshop Expenses	25,990.00	-	25,990.00					
To Excess of Income Over Expenditure trf to Corpus Fund	5,25,93,756.25	(46,04,146.78)	4,79,89,609.47					
Total	16,32,12,233.99	2,28,91,540.00	18,61,03,773.99	Total	16,32,12,233.99	2,28,91,540.00	18,61,03,773.99	

As per our report of even date attached.

For RASSM ASSOCIATES


Chartered Accountants

Date: 16-12-2018
Place: Bangalore
UDM 1-2883713444AAJ9901



SANT BABA BHAG SINGH UNIVERSITY

Signature: C.F. N.O. (Partner)



SANT BABA BHAG SINGH UNIVERSITY
VILL. KHALA, PO. PADHIANA, DISTT. JALANDHAR

CONSOLIDATED INCOME & EXPENDITURE ACCOUNT FOR THE YEAR ENDED 31ST MARCH, 2019

PARTICULARS	UNIVERSITY	TRANSPORT	TOTAL	PARTICULARS	UNIVERSITY	TRANSPORT	TOTAL
To Opening Stock	339,219.00	-	339,219.00	By Fees & Other Charges	145,023,198.00	18,303,604.00	163,326,8
To Advertisement	1,032,839.00	-	1,032,839.00	By Hostel Fees	5,104,197.00	-	5,104,1
To Affiliation Fee +1, +2	8,020.00	-	8,020.00	By Misc Income	809,293.00	-	809,2
To Agriculture Lab Expenses	21,291.00	-	21,291.00	By Re-Appear Fees	862,606.00	-	862,6
To Application & Inspection	350,000.00	-	350,000.00	By Interest	201,652.00	31,689.00	233,3
To Audit Fee	45,000.00	7,000.00	52,000.00	By Closing Stock	278,248.00	-	278,2
To Bus Charges	-	11,080,465.00	11,080,465.00				
To Bank Charges	171,249.94	19,584.74	190,834.68				
To Building Repair	1,620,042.00	-	1,620,042.00				
To Cleaning Items	107,251.00	-	107,251.00				
To Computer Expenses	91,764.00	-	91,764.00				
To Fees Concession	12,210,110.00	-	12,210,110.00				
To Depreciation	2,875,527.00	762,300.00	3,637,827.00				
To Distt. Town Planner Fees	2,208,400.00	-	2,208,400.00				
To Work Welfare Fees	2,326,500.00	-	2,326,500.00				
To Electrical Expenses	5,219,877.00	-	5,219,877.00				
To Examination Expenses	17,140.00	-	17,140.00				
To Function & Festivals	175,691.00	-	175,691.00				
To Rent	16,424.00	-	16,424.00				
To Hostel Expenses	6,500.00	-	6,500.00				
To Insurance	53,909.00	614,120.00	668,029.00				
To Interest	20,377.00	228,234.76	248,611.76				
To Internet Expenses	568,036.00	-	568,036.00				
To Lab Expenses	333,129.00	-	333,129.00				
To Gardning Expenses	907,493.00	-	907,493.00				
To Medical Expenses	41,839.00	-	41,839.00				
To Misc. Expenses	88,071.00	5,653.00	93,724.00				
To Ncc Expenses	18,917.00	-	18,917.00				
To News Paper & Magazine	171,962.00	-	171,962.00				
To Petrol & Fuel	2,889,575.00	4,342,033.00	7,231,608.00				
To Photo Copy Charges	102,401.00	-	102,401.00				




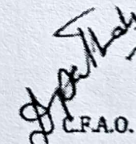
cont...(P



To Postage & Telegram	56,050.00	-	56,050.00			
To Printing & Stationary	1,395,463.00	10,680.00	1,406,143.00			
To Professional Fee	337,240.00	-	337,240.00			
To Provident Fund	2,210,955.00	366,640.00	2,577,595.00			
To Refreshment	249,451.00	-	249,451.00			
To Registration Fee	161,750.00	-	161,750.00			
To Repair & Maintenance	2,179,575.00	970,906.00	3,150,481.00			
To Road Tax	50,000.00	369,120.00	419,120.00			
To Salary	58,677,605.00	2,587,026.00	61,264,631.00			
To Software Expenses	234,256.00	1,000.00	235,256.00			
To Sports Expenses	970,666.00	-	970,666.00			
To Subscription & Fees	250,000.00	-	250,000.00			
To Travelling allowances	625,343.00	74,052.00	699,395.00			
To Telephone Bills	221,965.00	-	221,965.00			
To Visiting Expert Ta/Da	143,536.00	-	143,536.00			
TO EXCESS OF INCOME OVER EXPENDITURE	50,476,785.06	(3,103,521.50)	47,373,263.56			
Total	152,279,194.00	18,335,293.00	170,614,487.00	Total	152,279,194.00	18,335,293.00 170,614,487.00

"As per our report of even date attached."

Dated : 22-09-2019
Place : Hoshiarpur

RASS & ASSOCIATES
Chartered Accountants

R. ROHIT SHARMA
Partner


C.F.A.O.


SANT BABA BHAG SINGH UNIVERSITY
Vice Chancellor

VICE CHANCELLOR

Vill. Khala
P.O. Pathiana
Distt. Jalandhar

SANT BABA BHAG SINGH UNIVERSITY

VILL. KHALA, P.O. PADHIANA, DISTT. JALANDHAR

CONSOLIDATED INCOME & EXPENDITURE ACCOUNT AS ON 31.03.2018

Particular's	S.B.B.S.U	S.B.B.S.U.TPT	TOTAL	Particular's	S.B.B.S.U	S.B.B.S.U.TPT	TOTAL
STOCK IN TRADE	3484.00	0.00	3484.00	BUS FEES	0.00	14783819.00	14783819.00
ADVERTISEMENT	2105664.65	0.00	2105664.65	FEES & OTHER CHARGES	98852093.00	0.00	98852093.00
AUDIT FEE	20000.00	0.00	20000.00	HOSTEL FEES	2993415.00	0.00	2993415.00
BANK CHARGES	125040.85	1567.04	126607.89	MISC INCOME	681846.00	0.00	681846.00
BUILDING TAX	849090.00	0.00	849090.00	RE APPEAR FEES	366100.00	0.00	366100.00
BUS CHARGES	0.00	10078005.00	10078005.00	INTEREST RECD	193009.00	10096.00	203105.00
CLEANING ITEMS	190253.00	0.00	190253.00	FINE	605599.00	0.00	605599.00
COMPUTER EXP	324266.00	0.00	324266.00	DISCOUNT	30099.65	0.00	30099.65
DEPRECIATION	2178819.00	0.00	2178819.00	DONATION	40700.00	0.00	40700.00
ELEC EXP	3120752.00	0.00	3120752.00	CLOSING STOCK	339219.00	0.00	339219.00
EXAMINATION EXPS.	5000.00	0.00	5000.00				
FASHION DESIGNING EXPS.	17935.00	0.00	17935.00				
FEES CONCESSION	10030029.00	0.00	10030029.00				
FRIEGHT A/C	32420.00	0.00	32420.00				
FUNCTION & FESTIVALS	435983.00	0.00	435983.00				
HOSTEL EXPS.	43157.00	0.00	43157.00				
GARDNING & PLANTATION	273837.00	0.00	273837.00				
INSPECTION CHARGES	106410.00	0.00	106410.00				
INSURANCE	49838.00	6780.00	56618.00				
INTERNET EXP	454337.00	0.00	454337.00				
LAB EXP	507574.00	0.00	507574.00				
MEDICAL EXP	26929.00	0.00	26929.00				
MESS CHARGES	3785.00	0.00	3785.00				
MISC EXP	225750.00	155.00	225905.00				
NCC EXP	8820.00	0.00	8820.00				
NEWS PAPER & MAGAZINE	134406.00	0.00	134406.00				
PETROL & FUEL	2281765.00	74183.00	2355948.00				
PHOTO COPY CHARGES	122330.00	0.00	122330.00				
POSTAGE & TELEGRAM	36627.00	0.00	36627.00				
PRINTING & STATIONARY	1020472.00	0.00	1020472.00				
PROFESSIONAL FEE	530912.00	0.00	530912.00				
PROVIDENT FUND	1088920.00	87431.00	1176351.00				
REFRESHMENT	456084.00	0.00	456084.00				
REGISTRATION FEE	8000.00	0.00	8000.00				
RENT	106000.00	0.00	106000.00				
REPAIR & MAINTANANCE	999087.00	221478.00	1220565.00				
ROAD TAX	3520.00	0.00	3520.00				
SALARY	50295151.00	599935.00	50895086.00				
SOFTWARE EXPENSES	2000.00	1000.00	3000.00				
SPORTS EXP	950180.00	0.00	950180.00				
SUBSCRIPTION & FEES	208000.00	0.00	208000.00				
TA/DA	1743159.00	17322.00	1760481.00				
TELEPHONE BILLS	266994.00	0.00	266994.00				
TELEPHONE EXP	1950.00	0.00	1950.00				
UNIFORM EXP.	175713.00	0.00	175713.00				
VISITING EXPERTS TA/DA	323260.00	0.00	323260.00				
BY EXCESS OF INCOME							
OVER EXPENDITURE	22208377.15	3706058.96	25914436.11				
TOTAL	104102080.65	14793915.00	118895995.65	TOTAL	104102080.65	14793915.00	118895995.65



D. P. P. Talwar
C.F.A.O.

[Signature]
CHANCELLOR

Auditors' Report
Certified Correct As Per Books Of Account Produced To Us For Our Verification
Subject To Separate Report Under Section 44AB and 12A(1)(b) Of The Income Tax Act, 1961

For R.K. KASHYAP & Co.
(Chartered Accountants)

[Signature]
CA RAJ KARAN (Prop.)
M.NO.080793
FRN 000705N

